


No batteries required! You can use yogurt and fruit combined, or just make frozen fruit or frozen yogurt. Either way, you will have fun and make a delightful and healthy treat that your family and friends are sure to love.

Preparations before use:



Yogurt:

1. Choose your favorite non-fat or low-fat yogurt.
2. Pour it into the molds.
3. Freeze it for 2-3 hours.



Fruit:

4. Choose your favorite fruits.
5. Wash and peel all fruit before using.
6. Make sure to cut fruit into approximately 1" (3-4 cm) pieces before freezing.
7. Freeze fruit for 2-3 hours.



Cookies (Optional):

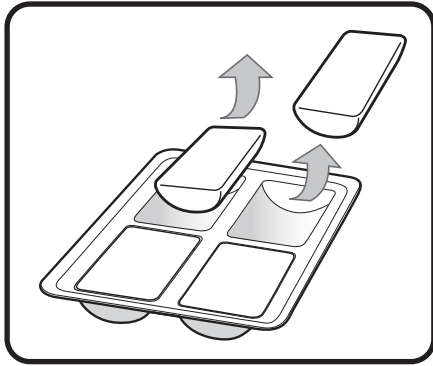
8. Cookie crumbles for a different taste sensation.

NOTE: If yogurt and fruits fully freeze, it will be harder to turn the handle. Soft serve is recommended. If yogurt and fruits are completely frozen, allow to thaw for a few minutes.

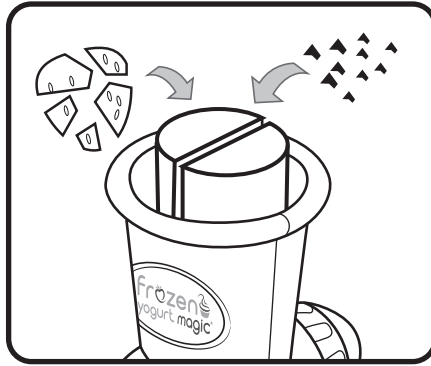
<p>⚠ WARNING: CHOKING HAZARD-Small parts. Not for children under 3 years.</p>
<p>⚠ MISE EN GARDE : DANGER DE SUFFOCATION-Petites pièces. Ne convient pas aux enfants de moins de 3 ans.</p>

Using your Frozen Yogurt Magic®:


1. Remove the molds and fruits from the freezer.



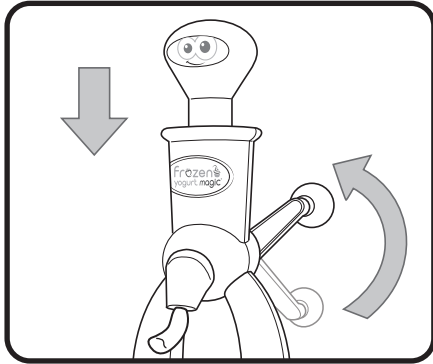
2. Remove the frozen yogurt bars from molds.



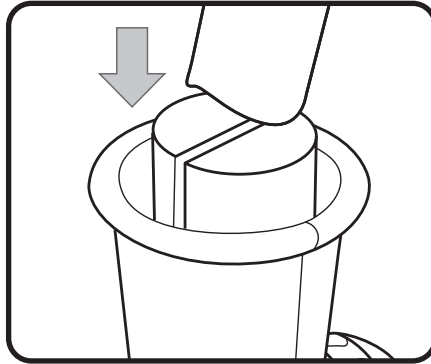
3. Place frozen yogurt bars, frozen fruits and cookie crumbles into the tube.



4. Place a cup under the spout.



5. Press the plunger gently and rotate the handle. Keep rotating until the mixture comes out of the spout.



6. Keep adding frozen yogurt and fruit into the machine.

7. Enjoy your yummy, wholesome frozen treat!



Suggestions of Fruits: Strawberries, Bananas, Kiwis, Blueberries, Raspberries, Mangoes, Blackberries, Peach, Apples

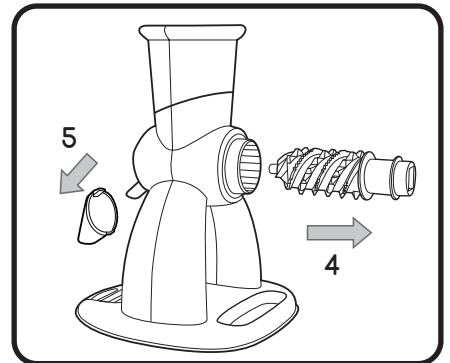
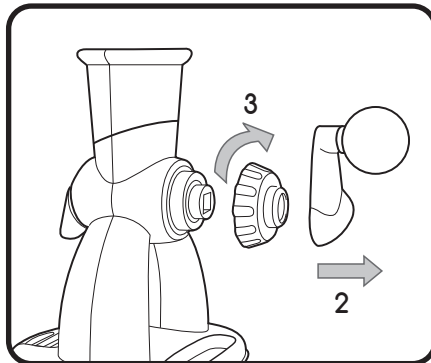
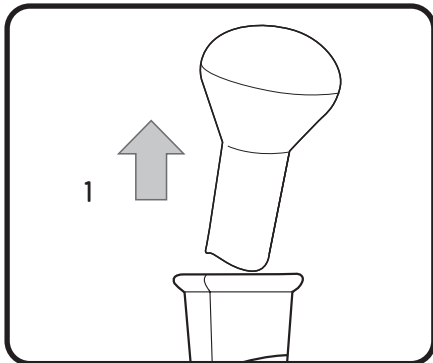
Suggestions of Yogurts: Fat-Free, Organic, Greek, Plain, Vanilla, Fruit

Layer combinations of fruits and yogurt for new taste sensations!

Also try Oreo® Cookie crumbles for a chocolaty treat! Just add small crumbles of Oreo® cookies together with the frozen yogurts and fruits.

Cleaning your Frozen Yogurt Magic® :

1. Please follow the diagrams on how to disassemble the unit.



2. Not Dishwasher safe.

3. Wash each used piece in dish soap and warm water.

4. Towel or air dry.

ITEM NO. #108086

Made in China
© 2014 Jupiter Creations, Inc.
New York, NY 10018
All rights reserved.
For customer support,
please visit:
www.jupitercreations.com

